





SL-1S Optics(3X)



SL-2S Optics(5X)



Clear and Stereoscopic View

❖ **Parallel type, Galilean system**

Superior optic quality, provides stereoscopic and comfortable view. With broad beam, wide field and high depth of field

❖ **Warm LED Illumination, Better Conformity, Longer Life Time**


Work 50 thousand hours, and suitable for human tissue.

❖ **Precision Machining Makes Smooth and Flexible Movement**

❖ **Brightness Control Continuously**

❖ **Interface for laser and applanation tonometer reserved**

❖ **Exquisite shape design, compact mobile base**





## Technical Parameter

Items \ Model	SL-1S	SL-2S
<b>Optical Part</b>		
Microscope Type	Galilean Type System	
Magnification Changer	Revolving Drum	
Magnification	10X,16X,25X	6X,10X,16X,25X,40X
Eyepiece Magnification	12.5x	
Visual Angle of Eyepiece	13°	
PD Range	52mm-85mm	
Diopter	±7D	
Visual Field Diameter	10 X ( 22 m m ) , 16 X ( 14 m m ) , 25X(8.5mm)	6 X ( 33 m m ) , 10 X ( 22 m m ) , 16 X ( 14 m m ) , 25X(8.5mm), 40X(5.5mm)
<b>Illumination Part</b>		
Illumination Type	Tower Type	
Light Source	Warm LED	
Brightless control	Continuously adjustable	
Illumination tilting	5°,10°,15°,20°	
Slit Width	0mm-14mm continuously adjustable	
Slit Height	1mm-14mm continuously adjustable	
Slit Angle	0°~180°continuously adjustable	
Slit Aperture Size	Φ0.2,Φ1,Φ3,Φ5,Φ10,Φ14,mm)	
Filter	Heat Absorption, Grey, Redfree(Green), Cobalt Blue	
* Voltage: 100~240V 48~62Hz Compatible		

**Main MediTech Co., Ltd**

📍 Add: 9#&10# of No. 776, JingWei Avenue, YuZhong District, ChongQing, China

📧 Website: [www.mainmeditech.com](http://www.mainmeditech.com)

☎ Tel: +86 23 6373 2637

🌐 Email: [info@mainmeditech.com](mailto:info@mainmeditech.com)

☎ Supervisor Tel : +86 13618270311

**See More, See Future!**